

ESA-Athena Series

Balcony All-in-One Solar Storage





CHOOSING A BALCONY BATTERY SHOULDN'T BE THIS HARD

But with so many tech specs and options, it's easy to feel overwhelmed

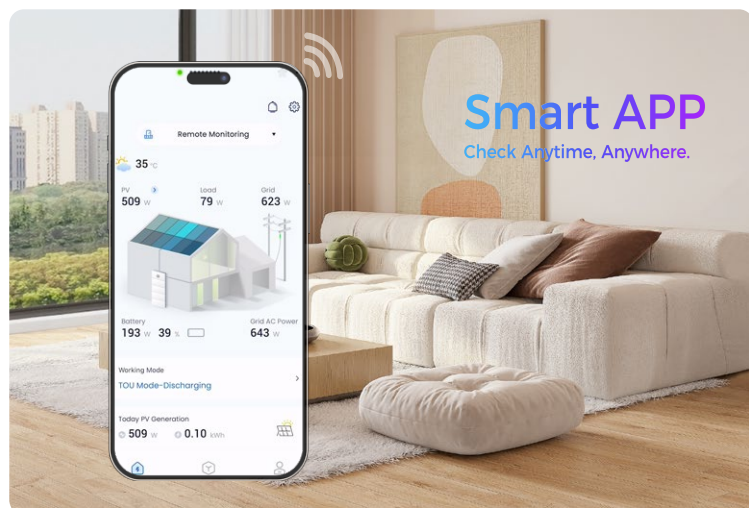




ESA-ATHENA IS MADE FOR REAL LIFE

Storage systems are complex. ESA-Athena focuses on what really matters: reliability, energy savings, and covering your everyday needs – without unnecessary complexity.

POWERED BY GOODWE

ESA-Athena is powered by GoodWe – a company you can trust. Since 2010, GoodWe has supported families and businesses in over 100 countries with reliable solar storage and inverter solutions. With 15 years of experience, our mission is simple: making clean energy easy and accessible for everyone.



HOW ESA-ATHENA MAKES YOUR LIFE EASIER



Double the Savings

ESA-Athena stores your solar energy and charges from the grid when prices are low. With 1500W output, it outperforms most competitors.



Trusted Safety

No empty promises—just reliable storage you can count on every day. TÜV tests prove GoodWe inverters and batteries are best-in-class.







Smart Power

ESA-Athena delivers 1500W—more than most brands—so your essentials keep running when the grid goes down.

Professional Tools

Whether it's your drill in the workshop, your screen at home, or just keeping the Wi-Fi steady - ESA-Athena makes sure your tools and devices keep running. Reliable energy, wherever you need it.

	Strimmer 500W	3.9 Hours
	Corded Drill 850W	2.3 Hours
	Belt Sander 1000W	2 Hours



Off-Grid Life




Camping by the beach, traveling in nature, or just enjoying time off the grid - ESA-Athena gives you light, power and peace of mind. Wherever you go, your energy goes with you.



19.6 Hours	Water Dispenser 100W	
8.2 Hours	iMac 240W	
7.3 Hours	Projector 270W	

Home Backup Power

If the grid goes down, ESA-Athena steps in. Your lights stay on, the fridge keeps running, and the internet is still there. No stress, no interruption - just the comfort of knowing your home is powered.

	Wifi Router 10W	196 Hours
	Pedestal Fan 60W	32.7 Hours
	LCD TV 150W	13.1 Hours



YOUR SETUP. YOUR RULES.

ESA-Athena Adapts to Your Life - Wherever and However You Live.




POWER FROM MULTIPLE DIRECTIONS.

Whether your balcony faces east, west, or both, ESA-Athena works with up to 4 panels facing different directions. You get the most from every ray of sunshine, all day long.

GROWS WITH YOU

Athena's modular design grows with you. Start with the capacity you need today, and if your energy use increases, simply add more modules. Simply expand the system when needed.



FULL CONTROL IN YOUR HANDS

The ESA-Athena app puts you in charge of your energy. You can monitor your system, adjust settings, and track your savings in real time – anytime, anywhere. Simple, clear, and easy to fit into daily life.

READY FOR THE ROAD

ESA-Athena isn't just for your home. Take it along for van-life, camping, or a weekend cabin. Wherever you go, comfort and reliability stay with you. Unplug, explore, and bring energy you can trust.



TECHNICAL DETAILS

					
Model	GW0.8/1.9-ESA-PS-G10	GW0.8/3.8	GW0.8/5.7	GW0.8/7.6	GW0.8/9.6
Number of Basic Unit	1	1	1	1	1
Number of Expansion Battery System	0	1	2	3	4
Total Rated Capacity	100Ah	200Ah	300Ah	400Ah	500Ah
Total Rated Energy	1.92kWh	3.84kWh	5.76kWh	7.68kWh	9.6kWh
Total Weight	26kg	47kg	68kg	89kg	110kg
Total Dimensions (W×H×D) mm	480*249*260mm	480*429*260mm	480*609*260mm	480*789*260mm	480*969*260mm
Dimensions (Basic Unit)	480*249*260 mm				
Dimensions (Battery)	480*188.5*260 mm				
Battery Type	LFP				
Connectivity	Bluetooth, Wi-Fi				
Operating Temperature Range	-20℃~+55℃ (With heating)				
Operating Voltage Rage	13-60V				
Max. MPPT Current	18A				
Max. PV Input Power	2400W				
AC Charging Power	1500W				
Off-gird AC Output	1500W				
Max. Operating	> 6000 （25±2℃ ）				
Cycle Life	6000				
Number of MPPT Trackers	4				
Relative Humidity	3000m				
Altitude	0.5P 100%DOD 70%EOL				
Topology	PD3 (External) PD2 (Internal)				
Pollution Degree	OVCII (DC)				
Overvoltage Category	OVCII (AC)				
Protection Class	Class II				
Ingress Protection	IP65				
Mounting Method	Floor stacked				

*: Please visit GoodWe website for the latest certificates.
 *: As a part of our policy of continuous improvement, we reserve the right to alter design and specifications without further notice.

Got questions? We're here to help

GoodWe Europe GmbH

Kistlerhofstraße 170, Gebäude B, 81379 München, Germany

Email:

sales.de@goodwe.com (Sales)

service.de@goodwe.com (Service)

Phone:

+49 89 7807289-0 (Sales)

+49 32 221092721 (Service)



@GoodWe PVBM

